

Arabian Horses

Physical Characteristics

Arabian horses are the oldest purebred horse. As early as 3000 to 2500 B.C. they were the horse of the nomadic people of Arabia. The Arabian horse was originally bred as a war horse because it was so loyal and hardy. It is said that this horse is the foundation of modern horse breeds today.

Its small dish head, large eyes and thin muzzle characterize the Arabian horse, making it a truly beautiful and elegant horse. Intelligent, sensitive and courageous this horse enjoys attention from its human counterparts.

The Arabian horses come in different colours and with many special markings.

- Bay: a black mane, tail and lower legs; bodies are a reddish brown
- Dun: bodies are mouse to sand colour with dark skin; usually have a black mane, tail and legs
- Brown: black tail, mane and legs; mixture of black and brown over the rest of the body
- Palimino: gold coloured with an almost white mane and tail
- Chestnut: reddish-brown including the mane and tail
- Roan: white hairs on the body mixed with black (blue roan); with bay (red roan); with chestnut (strawberry roan)
- Gray: white to dark grey; all have black skin
- Spotted: brown/black spots
- Pinto: large areas of brown or black and white

Face markings can include:

- Star: white between or above the eyes
- Snip: white mark between the nostrils
- Stripe: narrow vertical mark
- Blaze: wide mark down nose
- Freckled/Striped

For reference www.arabianhorsereading.com The Arabian Horse

Arabian Horses

IDENTIFYING THE ARABIAN HORSE

A Guide to Color and Markings

Chestnut



Bay



Grey



Faint Star



Star, Snip



Star, Strip, Snip



Star and Strip, Snip



Facial Markings

Star, Blaze and Snip over Nostrils onto Lower-Lip



Star, Strip, and Snip



Star, Strip, Snip into Left Nostril



Star, Blaze and Snip over Nostrils to Lip



Star, Blaze and Snip over Nostrils to Lip



Star, Strip, Snip into Left Nostrils to Lower-Lip



Black



None



Coronet



Pastern



Fetlock



Sock



Stocking



Leg Markings

Partial Coronet



Partial Fetlock



Stocking



Stocking



Chestnut Arabians are a copper color, from a light
genetics followed by the AHA Registry is that the mating

Bay Arabians come in reddish-brown hues distinguished
by black points (mane, tail, legs, ears, knees, hocks or

Grey Arabians
chestnut or bay and within weeks show signs of grey
horses age, their coat colors lighten, sometimes
the AHA Registry is that a foal will not turn grey unless

Black Arabians have a black coat, including the
bay, black can be determined by noting the fine black

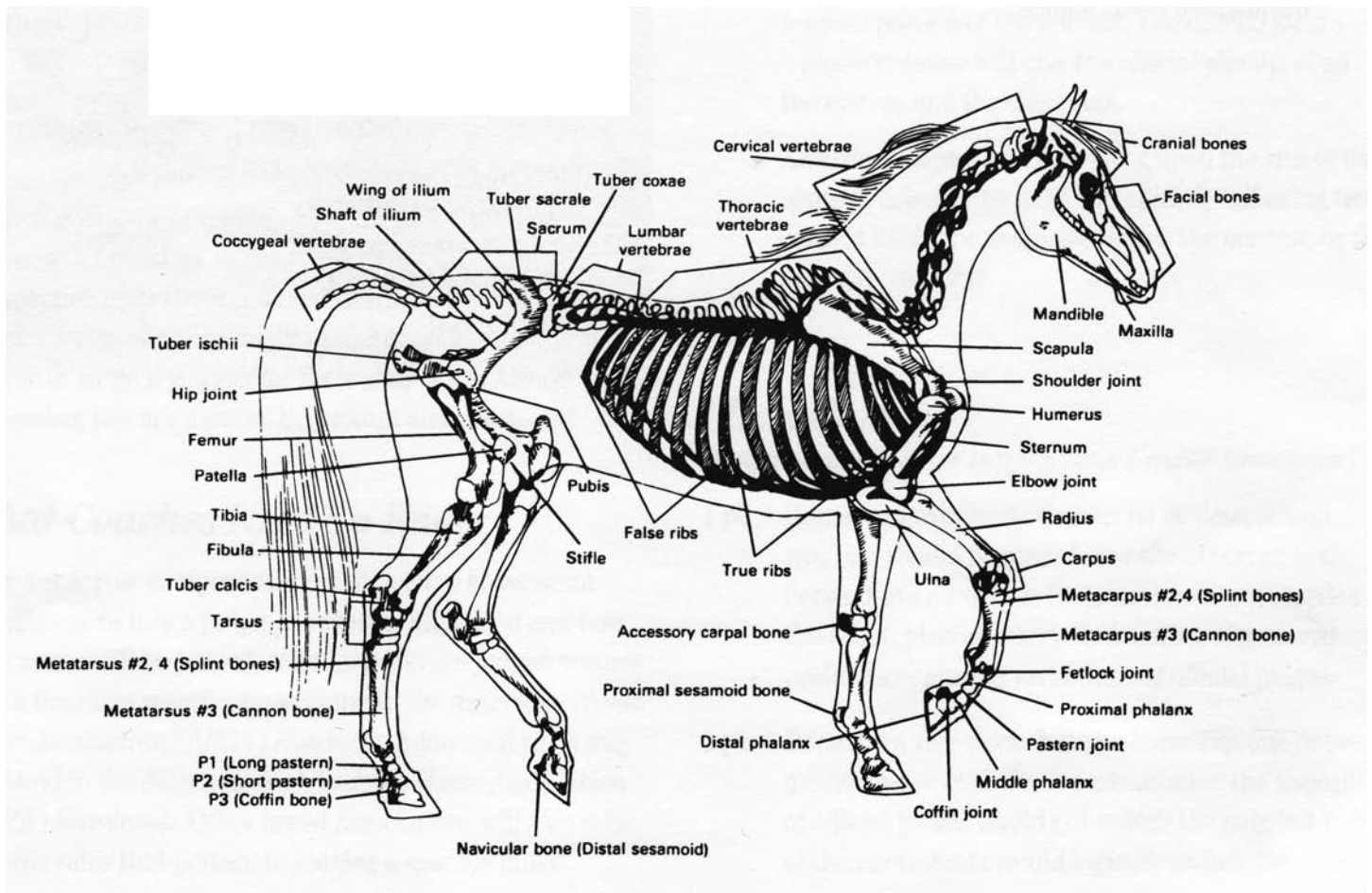
Roan Arabians are defined as a horse with about a
is usually white and chestnut, creating the
Unlike greys, they do not dapple nor do they

Parts of the horse



Parts of the horse

Skeleton of the horse



Arabian Horses

Senses

Horses can see, hear and smell better than humans.

A horse's eyes are set on either side of its head making it very easy to see in every direction except directly in front of their nose and behind their tail. Always remember to approach a horse at its shoulder so that it can see you easier.

Horses have a very sensitive sense of touch. They can tell if a fly has landed on their body and then flick their tail to get rid of it. A horse also has whiskers on its muzzle and around its eyes, which act like antennae when feeling objects around them.

Large ears on the horse's head allow for easy movement in many directions. A horse can rotate its ears 180 degrees towards a sound. The ears on a horse can also tell you how a horse is feeling or reacting to a particular sound. For example ears up could mean curiosity or interest and ears flat back against head could mean scared.

For reference www.arabianhorsereading.com The Arabian Horse

Arabian Horses

Food

Horses in a field or in the wild graze on grasses and plants anywhere from 15-18 hours a day. Horses in stables eat grass or hay (cut and dried grass). A horse can eat 20lbs or 10 kg of hay per day. They drink 25 liters of water per day, which is 13 times what an average human drinks.

Horses that are in training for show, jumping, racing or other activities will also be fed oats for extra energy.

A horse always enjoys a special healthy treats like an apple or carrots, but remember to cut the apples into small pieces and cut the carrots lengthwise. Square or round pieces could get stuck in a horse's throat causing them to choke.

Horses like to be fed at the same time every day – they like routine.

Did you know that a horse will poop 5-12 times a day?

For reference www.arabianhorsereading.com The Arabian Horse

Arabian Horses

Family

There are many names for the different ages and sex of horses. A **stallion** is a male horse old enough to sire babies. Trifon is a stallion. **Colt** is the name given to a young male horse under four years of age. A mature female horse is called a **mare** and a **filly** is a young female horse under four years of age.

When horses have babies, the mare is pregnant or in “foal”, for 11 months. When the **foal** or baby horse is born, its legs are almost as long as they will be when it is full grown. A foal can stand and walk within one hour of being born. The average human baby takes 8-12 months to learn to stand and walk on its own.

For reference www.arabianhorsereading.com The Arabian Horse

Arabian Horses

Measuring

Horses are measured in “hands”. Originally this meant the width of an adult man’s hand, now it has been standardized to mean 4 inches or 10 centimeters. When measuring the height of a horse you measure from hoof to the highest point of the withers. It is very useful to know the height of your horse for its description and for tack and clothing sizes.

Why check to see how much a horse weighs? Knowing how much a horse weighs helps to access feeding and exercise regimes. To weigh a horse you use a “weight” tape and measure around the horse’s barrel.

For reference www.arabianhorsereading.com The Arabian Horse

Arabian Horses

Grooming

Horses that are stabled require daily grooming to prevent disease and to keep their coats clean and shiny. To groom a horse properly you need a collection of grooming tools that are designed for a horse's sensitive skin.

When grooming a horse you start with a **rubber curry comb**. This is used to loosen dirt or dried mud from the horse's coat. Next use a **grooming brush** (a hard "prickly" brush) to brush away the mud or dirt that the rubber curry comb loosened. Finally a **finishing brush** (soft, fine brush) is used to get the last of the dirt and dust off the horse's coat.

A special **hoof pick** is used to pick dirt or small stones out of horse's hooves.

Separate sponges and cloths are used to clean eyes, the muzzle and the dock area.

*Finishing brushes should never be used on the body of horses kept in pasture in the winter. The oils in their hair need to be left so that they can help to keep the cold/snow/rain/moisture out.

For reference www.arabianhorsereading.com The Arabian Horse

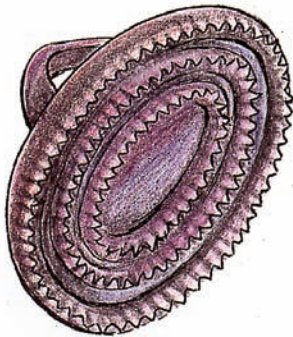
Tools for Grooming the Horses

finishing brush



Order of use

rubber curry comb



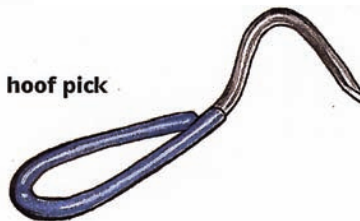
Order of use

grooming brush



Order of use

hoof pick



To pick the dirt out
of the horse's feet

Only use a **mane and tail brush or comb** on the horses mane or tail

Arabian Horses

Riding Equipment (Tack)

When riding a horse, you need special equipment to make the riding safe and comfortable.

Saddles benefit both the rider and the horse. The saddle stops the digging of the horse's spine into the rider and helps to spread the weight of the rider evenly over the horse.

Stirrups hang from the saddle and support the rider's feet.

Girth is a leather or nylon strap that goes around the horse's belly and holds the saddle on.

Helmets protect the rider's head just like when you ride a bike.

Bridles are made up of several pieces and support the **bit**, which is in the horse's mouth. The **reins** are attached to the bit and give the rider some control over the horse's speed and direction.

Riding Equipment or **tack** should be kept clean. Dirty tack can cause the horse's skin to become inflamed and could cause pain and infection. Checking your tack and bridle is also very important, broken equipment could cause an accident injuring both rider and horse.

For reference www.arabianhorsereading.com The Arabian Horse

Arabian Horses

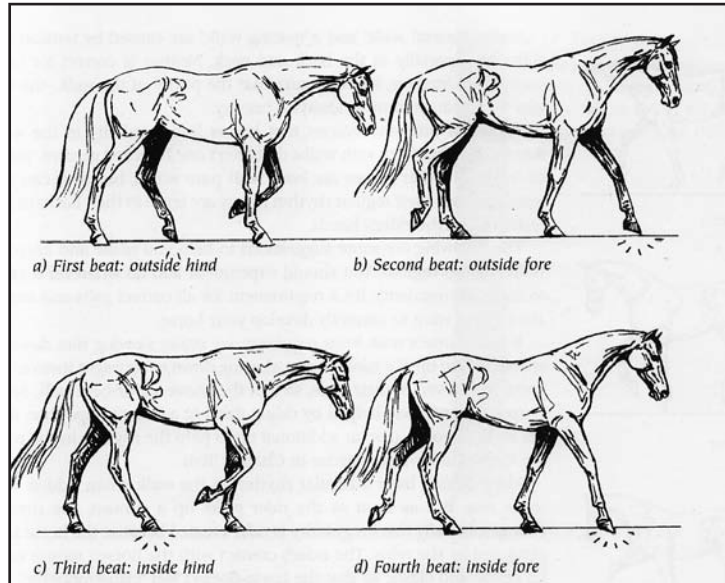
Gaits and Movement

There are four different ways to describe a horse's movement.


- The first is **walking** or a four beat gait. In this movement the horse has three feet on the ground with only one foot in the air at any time.
- The second is **trotting** or a two beat gait. This movement has the opposite fore and hind feet hitting the ground together in turn.
- The third type is **cantering** or three beat. When a horse is cantering, two diagonal feet hit the ground together and the other two feet hit the ground separately. There is a time when no feet are on the ground.
- Lastly is **galloping**, same pattern as a canter, but paired feet do not hit the ground together.

Gaits

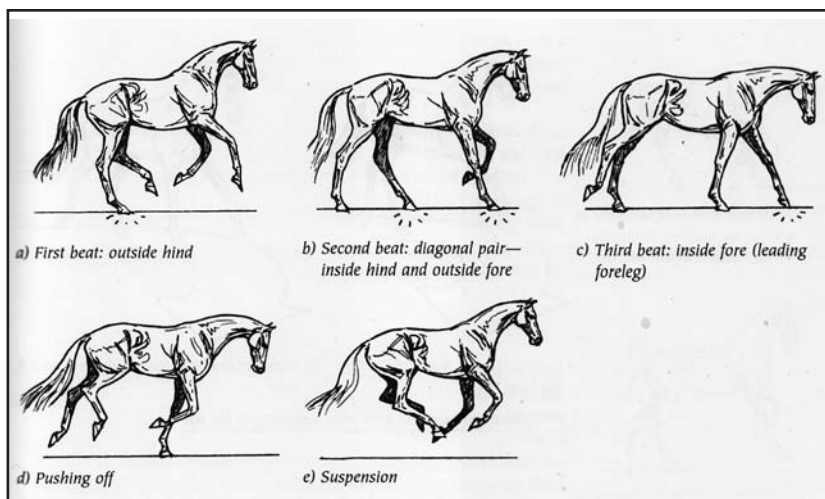
Walk - a 4 beat gait



Trot- a 2 beat gait



Canter - a 3 beat gait



Arabian Horses

Horse Stables and Fields

Horse stables are designed specifically for their use and for the number of horses being stabled there.

Stables should be cleaned (**mucked**) daily, keeping manure away from the stable or the horse's bedroom. Wet bedding and fumes are very unpleasant for horses; a horse needs dry fresh bedding to rest on. Keeping the stable clean means good health for the horses. All stables should have clean drinking water (**trough**) and **feed buckets**.

Some stables have a **tack room** right inside. This is where all of the equipment for riding horses is stored.

Horses roam and graze in **fields** and **paddocks** (large fenced areas). It is very important to keep fields free of poisonous plants. They should be checked daily for broken fences, rocks, animal holes and garbage.

Run-in sheds are places where a horse can go to escape heat, rain, snow and flies.

Hay should be stored in a **hay storage** place that will keep the hay dry preventing molding. Horses need hay that is a light colour green, has had no rain on it after it was cut.


Facts About Arabian Horses

- *Equus* is an ancient Greek word for horse. The exact translation is *quickness*.
- The Arabian horse is the oldest purebred horse in the world. The Arabian was the horse the Bedouin people (nomadic people) of Arabia as early as 3000 to 2500 BC. They were later introduced into Europe and throughout the world.
- The Arabian horse was originally bred as a war horse and proved to be loyal and extremely hardy.
- The Arabian horse is considered to be the foundation of all modern horse breeds.
- Characterized by a small dish faced head, large eyes and a thin muzzle, the Arabian is considered the most beautiful and elegant horses.
- Arabians are intelligent, sensitive and courageous creatures. They are loyal if treated well ...and they enjoy attention.
- Some think the Arabian is high spirited and wild. ...NOT TRUE!... In fact, the Arabian is an ideal family horse and versatile for any style of riding desired.
- Horses see, hear and smell better than humans.
- Horses' eyes are set on either side of their head. This makes it possible for them to see in every direction at once, except directly in front of their nose and directly behind their tail.
- Horses are very sensitive to touch. They can sense a fly landing on any part of their body and use their tail to flick it off.
- Horses have large ears that can move around and point towards sounds. Each one can rotate around (180 degrees).
- A horse's ears can indicate how it is feeling.
- Horses are able to recognize friends, both human and animal, by smell alone.
- Whiskers that grow from a horse's muzzle and around its eyes are like an antennae. They are used to feel nearby objects.
- A horse "poops" 5 to 12 times a day.
- An adult horse's brain weighs about 650 grams (22 oz.) – about half the weight of an adult human brain.
- A horse breathes between 10 and 15 times a minute when resting.
- A horse's heart beats 46 to 42 beats per minute. If frightened this can rise quickly to over 250.

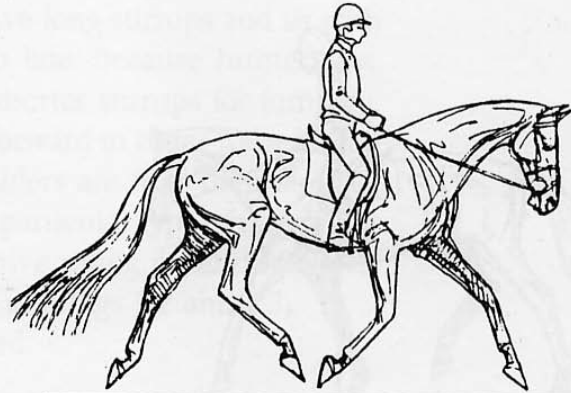
More Facts ...

- A horse needs to have its feet trimmed every six weeks. Horses in the wild wear their feet down naturally.
- Some horses wear shoes to protect their feet. They need to have their shoes removed, their hooves trimmed and the shoes put back on every four to six weeks.
- Horses need to eat grass or hay. An average sized horse will eat approximately 20 pounds (approximately 10 kg) of hay per day.
- A horse in a field or in the wild will graze as much as 15 to 18 hours a day.
- A horse drinks at least 25 litres (5.5 gallons) of water per day – about 13 times as much as an adult human.
- Horses in training or who work every day are fed oats as well. Oats give the horse energy to do their work.
- The height of a horse is measured in “*hands*”. A hand was originally based on the width of the palm of a man’s hand and later standardized as 4 inches (10 cm). The measurement is taken from the ground to the highest point on the horse’s shoulder.
- A *stallion* is a male horse capable of siring foals (baby horses).
- A *colt* is a young male horse under four years of age.
- A *gelding* is a castrated or gelded male.
- A *mare* is a mature female horse.
- A *filly* is a young female under four years of age.
- A mare is pregnant or “in foal” for eleven months.
- When foals are born their legs are almost the same length as when they are fully grown.
- Within an hour of birth a foal can stand up and walk.
- Horses communicate with other members of the herd through both vocal and body signals.
- In a herd of horses the leader is most often a mare.
- A horse can not ‘throw up’.
- A relaxed horse may make licking or chewing movements with it’s mouth.
- A relaxed horse may sigh or yawn and take deep breathes.
- Always approach a horse at it’s shoulder. It is easy for the horse to see you.
- It is normal to hear gurgling sounds coming from a horse’s stomach.
- Horses enjoy a routine. They need to be fed every day at the same times. They need to be let out of their stall into their turnout pens and put back into their stall at the same time each day.


Styles of Riding




a) Hunter seat



b) Dressage



c) Saddle seat



d) Western